

1000 Islands Summer School of the Arts

Online and
Continuing Education


St. Lawrence
College

2019



Contents

Master Classes	2
Schedule at a Glance	3
Course Descriptions	
Brockville	5
Cornwall	10
Kingston	11
Meet our Instructors	13
Registration and General Information	15

Credit Courses

Credit courses are graded according to the St. Lawrence College scale and may be transferable to a St. Lawrence College Certificate or diploma program. Students may take courses for credit for personal reasons or skills upgrading, even if they do not need the college credit.

Credit courses are identified in the guide using the symbol .

Noncredit Courses

Students take these courses for professional or personal development, or just for fun. These courses do not offer college credit, but in some cases students may earn a certification or other evidence of class completion to meet personal or professional requirements.

St. Lawrence College is committed to making our resources usable by all people, whatever their abilities or disabilities. This information will be made available in alternative format upon request.

Welcome to 1000 Islands Summer School of the Arts

This year, the 1000 Islands Summer School of the Arts continues its rich tradition of providing quality arts programming in the heart of the 1000 Islands. We are pleased to offer courses across all three of our St. Lawrence College campuses (Brockville, Cornwall, Kingston) sure to inspire, ignite, and grow your creative abilities. Whether you are exploring the arts for the first time, or established in your craft, you are sure to find something of interest in our guide.

As ever, our programming evolves to meet the needs and interests of our students and communities. To that end, we have developed Master Class workshops for experienced artists, while maintaining our beginner and all-level courses for those who are looking to explore something completely new. From culinary arts to creative writing, oil painting to rug hooking, everything can be found in our at-a-glance schedule. Master classes and course descriptions are still organized by campus to help you find exactly what you are looking for, and instructor bios help you learn more about our talented faculty.

Be sure to join us on Facebook for additional information and to share your summer school experience! www.facebook.com/1000SSOA

Discover what students for more than 50 years have known- exceptional arts education happens right here in the 1000 Islands! What are you waiting for?

Sign-up today!



Join our Master Class!

The 1000 Islands Summer School of the Arts is pleased to introduce our Master Class series of workshops for summer 2019. Designed with the intermediate to advanced artist in mind, Master Class workshops deliver intensive, thought provoking and inspirational classes to help elevate your skill level, expand your knowledge, and enhance your creative voice. These courses are taught by our very own, carefully selected "Masters"- professional artists and professors who excel in their mediums.

Whether you sign-up for an evening, or a week-long course, you can expect to learn new and exciting ways to improve your creative practice. Master Classes are offered across all three St. Lawrence College Campuses (Brockville, Cornwall, Kingston) and in a variety of subjects.

Who are Master Classes for?

Master Classes are perfect for individuals with an established ability in their chosen medium. While fundamentals may be reviewed, class time focuses on further developing existing skill.

Why take a Master Class?

Master Classes are unique to the 1000 Islands Summer School of the Arts. Our goal is to provide artists with intensive learning opportunities not possible throughout the regular school calendar. Such workshops augment learning opportunities available through regular Continuing Education and full-time Visual & Creative Arts-Fine Arts courses.

Who are the Masters?

As with all of our SSOA professors, we seek individuals with established careers and demonstrated ability in their fields. Some teach with us throughout the year, while others are with us exclusively in our summer months. For information on our 2019 Masters, please see their bios and course descriptions organized by campus.

More Questions?

Contact us! oceregistration@sl.on.ca

Our Campuses

Brockville

Brockville is one of the oldest and most beautiful communities in Ontario. With a rich history in visual arts, Brockville has long been the inspiration for Canadian artists and the hub of the 1000 Islands Summer School of the Arts for more than 50 years. Located approximately one hour from Ottawa, Brockville acts as the eastern gateway to the 1000 Islands; its waterfront provides exceptional inspiration while the downtown core boasts eclectic shops, vibrant lifestyle amenities and tantalizing dining options. While on campus be sure to visit the Marianne van Silfhout Gallery, a state-of-the-art community art gallery.

Cornwall

Located in a beautiful park setting along the St. Lawrence River, the Cornwall campus is the perfect place to explore your creative muse. Located approximately one hour from both Ottawa and Montreal, Cornwall is known for its beauty and friendly atmosphere. A full-service city with a small town feel, Cornwall boasts an abundance of parks, art galleries, and cultural events to get your creative juices flowing.

Kingston

St. Lawrence College's largest campus is located walking distance from the shores of Lake Ontario. Kingston sees tens of thousands of visitors in the summer months, and it's no surprise why! With a thriving downtown rich in history, culture and nightlife, there is no limit to inspiration! Study on campus or slow things down painting plein air on Wolfe Island. Museums, art galleries and festivals make learning here a delight.



Course Name	Instructor	Campus	Dates/Time	Tuition *Fees	Page	Course Code / Level
Ceramics						
Ceramic Design	MiSun Kim-Hunter	B	May 8-Jun 26 9AM-12PM	\$328.92	7	GENI1181 Intermediate
Ceramics Studio 1	MiSun Kim-Hunter	B	May 6-Jun 24 9AM-1PM	\$292.75	8	GENI1663 All Levels
Ceramics: Introduction to Studio Practices	Jennifer Gazley	B	Jul 8-12 9AM-4PM	\$401.27	8	GENI1096 All Levels
Glazing Workshop	MiSun Kim-Hunter	B	Jun 7 10AM-1PM	\$87.02	9	GENI1098 Beginner/Intermediate
Hand Building for Beginners	MiSun Kim-Hunter	B	May 10 10AM-3PM	\$111.14	9	GENI5018 Beginner
Make Your Pots Sizzle	Jennifer Gazley	B	Jul 22-26 9AM-4PM	\$401.27	9	GENI1179 All Levels
Mugshot Pots	Jennifer Gazley	B	Jul 4-25 6-9PM No class Jul 18	\$108.51	9	GENI1097 All Levels
Raku	Krista Cameron	B	May 7-Jun 4 6-9PM Plus Jun 9, 10AM-3PM for finishing	\$241.14	9	GENI2131 Intermediate/Advanced
Wheel Mastery: Perfecting Your Throwing Skills	Jennifer Gazley	B	May 8-Jun 26 6-9PM	\$328.92	9	GENI1180 All Levels
Wheel Throwing for Beginners	MiSun Kim-Hunter	B	May 17 10AM-3PM	\$111.14	9	GENI2133 Beginner
Culinary						
Backyard Entertaining: Gourmet Grilling	Michael Fincher	B	Jul 9-16 6-9PM	\$185.34	7	GENI1679 All Levels
Backyard Entertaining: Starters, Sauces and Sides	Michael Fincher	B	Jul 23-30 6-9PM	\$185.34	7	GENI1679 All Levels
The Budget Gourmet	TBA	C	Jul 9-16 6-9PM	\$185.34	10	GENI1679 All Levels
Fibre Arts						
Specialties in Rug Hooking - Stained Glass ⚙️	Laura Boszormeny	C	Jul 8-12 8:30AM-4:30PM	\$275.40	10	ARTS1048 Intermediate
Texture Techniques in Rug Hooking ⚙️	Laura Boszormeny	B	Jul 22-26 8:30AM-4:30AM	\$275.40	9	ARTS1047 Intermediate



Student Work, K. Carter, Instructor: A. Krap-Kepka



Student Work, A. Rymal, Instructor: A. Krap-Kepka

Course Name	Instructor	Campus	Dates/Time	Tuition *Fees	Page	Course Code / Level
Master Class						
Bringing Clay to Life	Diane Black	B	Jul 15-19 9AM-4PM	\$469.07	5	GENI348 Intermediate/Advanced
Drawing & Painting from a Live Model	Nancy Steele	B	Jul 23-25 9AM-4PM	\$382.56	5	GENI1989 Intermediate/Advanced
Drawing Heads, Hands & Feet	Gaetanne Lavoie	K	Jul 22-25 9AM-4PM	\$428.36	11	GENI1928 Intermediate/Advanced
Fiction Writing - How Stories Work	Glen Strathy	K	Jul 2-5 6-10PM	\$256.20	11	GENI249 Intermediate/Advanced
Mixed Media	Holly Dean	C	Jun 24-28 9AM-4PM	\$429.52	10	GENI588 Intermediate/Advanced
Mixed Media	Anna Krak-Kepka	B	Jul 2-6 9AM-4PM	\$429.52 *\$20	6	GENI588 Intermediate/Advanced
Oil Landscapes	Lisa Free	B	Jul 29-31 9AM-4PM	\$257.71	6	GENI201 Intermediate/Advanced
Photography - Next Steps	Bernard Clark	K	Jul 9-10 6-9PM	\$125.00 *\$20	11	GENI257 Intermediate/Advanced
Plein Air Painting	Nancy Steele	K	Jul 15-19 9AM-4PM	\$429.52	12	GENI2132 Intermediate/Advanced
Portraiture in Oil	Gaetanne Lavoie	B	Jul 8-12 9AM-4PM	\$429.52	7	GENI2129 Intermediate/Advanced
Woodworking Studio	Dale Laraby	K	Jul 8-12 9AM-4PM	\$429.52	12	GENI792 Intermediate/Advanced
Painting						
Essence of Spring Flowers in Water-colour	Diane Godwin-Sheridan	B	May 9-Jun 13 1-4PM	\$217.03	8	GENI1128 All Levels
Excursion: Prince Edward County Watercolour & Wine Tour	Diane Godwin-Sheridan	B	Jul 5 7AM-7PM	\$175.00	8	GENI1189 All Levels
Expressive Painting with Acrylic and Mixed Media	Anna Krak-Kepka	B	Jul 15-19 9AM-4PM	\$361.72 *\$20	8	GENI5007 All Levels
Funky Landscapes	Jesse McMahan	B	Jul 13 9AM-4PM	\$84.40	8	GENI1060 All Levels
Introduction to Mixed Media Techniques	Anna Krak-Kepka	B	Jun 15- 9AM-4PM	\$84.40 *\$20	9	GENI588 Beginner
Liquid Pour Acrylics	Krista Cameron	B	Jun 27-Jun 28 9AM-4PM	\$144.69	9	GENI819 All Levels
Painting Funky Pet Portraits	Jesse McMahan	B	Jul 27- 9AM-4PM	\$84.40	9	GENI2130 All Levels
Plein Air: Paint Like Tom Thomson	Diane Godwin-Sheridan	B	Jul 9-11 9AM-4PM	\$217.03	9	GENI2128 All Levels



D. Godwin-Sheridan



D. Black

MASTER CLASSES



D. Black

Bringing Clay to Life

In this advanced workshop, participants are guided through the creative process from concept to finished sculpture. Design concepts, drawings and maquettes are used to refine one's design along with discussions relating to technical aspect of building sculptures in clay. Instructor demonstrations, slides, and one to one support ensure students achieve a comprehensive understanding of the material. Finishing options are explored in detail as participants consider surface treatments such as glazes, underglazes, wax, patinas and metal leaf. Ideas around how to marry form with surface texture and colour will be discussed, as well as presentation methods to achieve gallery quality finishes. Instructor: Diane Black



Diane Black is a Kingston artist who began her artist training in the field of book illustration. In the past several years she has focused on her own studio practice, working primarily in sculpture. As with her illustration, the telling of stories through character development is a central theme in her figurative clay sculpture. Diane's award winning work has been exhibited in many galleries and juried shows throughout Ontario and can be found in private collections both across Canada and internationally. She has taught drawing, painting and sculpture and facilitates art workshops which attract participants internationally.

Drawing & Painting from a Live Model

Drawing and Painting the Live Figure encourages participants to push boundaries and allow for constructive mistake making. Each day the model's poses create a different set of challenges both technically and creatively. You draw and paint and we dialogue about abstractions, compositional conceptualizing and artistic choices as you work through the painting stages. Daily discussions centre on developing more control over shapes, values, edges, palettes and brushstrokes. Morning and afternoon open discussions focus on intent and honesty in the making of a painting. This workshop is open for the use of both oil or acrylic paints.

Instructor: Nancy Steele



Faces, figures and landscapes are interwoven stories told by the marks brushed across a canvas. Nancy is a painter and silversmith. She graduated in Fine Arts from NSCAD, drama at Queen's University; continued studies at the Academy of Realist Art, Woodstock Art School, Agnes Etherington Art Centre and SSOA. Her jewellery pieces have been shown in Whitby's Station Gallery and Oshawa's McLaughlin Gallery and sold internationally. In 2016 she attended the invitational McMichael Gallery and Calvin/Millbrook Plein Air Paint Outs and received special recognition at the Kingston Paint the Town. She shows in the Blue Heron Gallery, Wolfe Island.



N. Steele



A. Krak-Kepka

Mixed Media

Make a statement! In this mixed media Master Class, students work in layers to confidently apply mixed media techniques with bold colour and expressive brushwork. Designed for the experienced artist, students further develop skills in a variety of subject matter, while exploring composition, colour, and simplification of shape and form. Students learn how to build on fundamental knowledge and use their visual voice to create dramatic, eye-catching, and thought provoking works in mixed media/acrylic. This course is intended for the intermediate to advanced artist. Instructor: Anna Krak-Kepka



Anna Krak-Kepka is a full-time Visual Artist and Art Educator. Anna studied at the Faculty of Painting and the Faculty of Interior Design at the Academy of Fine Arts in Cracow-Poland,

where she received a Master's Degree in Fine Arts. She continued her artistic education in Rome, Italy and also completed studies in Pedagogic Profile and Computer Graphic Design at the University of Toronto. Anna is the recipient of numerous awards and honors. Her works can be found in art galleries, private art collections and public places in Canada, USA, Mexico, Germany, Italy, Poland, Hungary, Holland, France and Spain. She has been teaching art for last twenty years, including workshops in Italy, Germany, Poland and Canada.



L. Free

Oil Landscapes

Capture the essence of the 1000 Islands in this three day intensive workshop. Under the instruction of Lisa Free, students will work intuitively to develop their own loose style in depicting land and waterscapes with minimal detail. Learn how to make light seemingly dance on water or how to use dramatic shadow to create the feel of a gentle stroll through the forest. Demonstrations, discussion and one to one assistance will help to further develop the skills of the experienced oil painter. Instructor: Lisa Free



Lisa Free is a Canadian artist known for her loosely rendered sparkling waterscapes and elegant tonal interiors. Free's work is rooted in her strong connection with the 1000 Islands region of Canada, drawing inspiration from the shimmering St. Lawrence River, windswept island pines, and historic castle interiors. Free works with an intuitive colour palette and gestural paint application, attempting to convey her

subject with minimal strokes. The resulting paintings portray the essence of her subjects, while radiating warmth and familiarity.

Following a 15 year career in theatrical costume design and work as a commercial textile artist, Free turned her focus to painting full time, and quickly gained a following of dedicated collectors. Free has exhibited in established exhibitions and galleries since 2010, and her work is collected in Canada, the United States, and Europe.

Portraiture in Oil

Focusing on the techniques of the Masters, participants are guided through painting oil portraits from live model and reference images. Lecture and demonstration with particular focus on how to paint flesh, painting techniques, and various other elements of art such as creating form, volume and dimension, light and shadow, perspective, foreshortening, anatomy, and composition and design is sure to enhance the skill of any intermediate to advanced oil painter. Instructor: Gaetanne Lavoie



Gaetanne recently returned to Canada after living and creating in New York for over six years. A representational figure painter, Gaetanne received a BFA from York University in Toronto, an MFA from the Academy of Art University in San Francisco, and a second MFA (which she considers her personal PhD) from the New York Academy of Art in New York. In addition to her extensive exhibition experience, Gaetanne has taught drawing and painting to artists of all levels, and has worked on murals for cathedrals across the United States, painting the ceiling for the New York Public Library and sculpting the ceiling for Bergdorf Goodman in Manhattan. Gaetanne also has several publications to credit, the most recent from Voyage MIA magazine in Miami, FL. Her work can be found in several corporate and private collections.



G. Lavoie

All-Level Courses

Course level is indicated in each description.

Backyard Entertaining: Gourmet Grilling

Step your BBQ up a notch with this two-evening course on Gourmet Grilling. Led by a trained Chef, you will learn how to create mouth-watering menus sure to make you the talk of the neighbourhood. Beverage pairings and tantalising sides round out this workshop. Perfect for the aspiring foodie, date-night, or for a night out with friends, this course is for anyone who loves to grill. Instructor: Michael Fincher

Backyard Entertaining: Starters, Sauces and Sides

Is your menu stuck in a rut? In this two-evening workshop, learn how to create flavourful starters, sauces and side dishes to accompany common mains. Led by a trained Chef, create and enjoy foods you will be eager to share with family and friends. Perfect for the backyard entertainer, this course is for anyone looking to take their meals from ordinary to extraordinary. Instructor: Michael Fincher

Ceramic Design

The focus of this course is on how to make your pottery more beautiful by applying various design elements. Students learn through instructor demonstration and hands-on exploration. Intermediate level. Instructor: MiSun Kim-Hunter



M. Kim-Hunter

Ceramics Studio 1

This course lets students use their unique creativity to create their own statement as a potter. It is focused on self-development. Students employ advanced art creation skills that allow them to further develop their own visual language. The instructor will help you through each goal that you set. All are welcome from beginner to advanced. Instructor: MiSun Kim-Hunter

Ceramics: Introduction to Studio Practices

Develop and broaden your personal style in this week-long ceramic intensive course designed for artists of all levels. Introduction to Studio Practices provides the opportunity to explore new wheel and hand-building techniques through daily instructor pottery demonstrations or explore your own creative style and projects with instructor guidance. Slip and underglaze techniques, including image transfer methods are also included to further enhance your work. All levels. Instructor: Jennifer Gazley

Essence of Spring Flowers in Watercolour

Learn how to create beautiful watercolours of spring flowers in a loose, interpretive and expressive style. An exciting passion for painting the essence of spring flowers will be awakened within you. Suitable for all levels. Instructor: Diane Godwin-Sheridan



D. Godwin-Sheridan

Excursion: Prince Edward County Watercolour & Wine Tour

Capture the beauty and tranquility of wine country in watercolour. A coach bus will transport participants from each campus to beautiful Prince Edward County, making stops at no less than two vineyards for tours and tasting along with painting of course! Intended for artists of all levels. Instructor: Diane Godwin-Sheridan

Want the inspiration but don't need the instruction? Let us take the worry out of travel while you explore your creative process independently. Go to www.stlawrencecollege.ca/summerarts for more information.

Expressive Painting with Acrylic and Mixed Media

Learn to paint confidently, using brilliant colour, expressive brushwork and multiple layers of paint. Whether you are a beginner or an accomplished artist, learn how to translate your design into exciting and endless colour possibilities. The course will stimulate, inspire and open the door to the journey with acrylic paint. Focus on painting decorative motifs, landscape, still life or modern abstract, exploring composition, colour and simplification of subject matter. The most eye-catching, dramatic paintings are based on strong composition with simple, large shapes. Building on the fundamentals, create dramatic, brilliant and confident paintings while developing your personal statement! All levels are welcome. Instructor: Anna Krak-Kepka

Funky Landscapes

Infuse energy into your acrylic landscapes with this one-day crash-course on fast, expressive painting techniques. Bold colour palettes, energized brushstrokes and a fun and uplifting environment will get you on your way to new and exciting interpretations of the world around you. All levels. Instructor: Jesse McMahon



A. Krak-Kepka

Glazing Workshop

Using your previously bisque-fired works, learn glazing basics to complete your projects. Perfect for those who have taken earlier courses and workshops looking to 'finish' their work. All levels. Instructor: MiSun Kim-Hunter

Hand Building for Beginners

Join us for this introductory hand building course! Designed to introduce new potters to hand building basics through instructor demonstration, fun projects, and one to one support. Beginner level. Instructor: MiSun Kim-Hunter

Introduction to Mixed Media Techniques

Enhance your creative voice through incorporating mixed media elements into your work. In this one-day intensive workshop, you are encouraged to explore basic mixed media techniques through instructor demonstration and one to one support. Perfect for artists of all levels wishing to expand their skills. Instructor: Anna Krak-Kepka

Liquid Pour Acrylics

In this two-day crash course in liquid pour acrylics, participants explore how to work with this highly fluid paint without sacrificing colour density. Designed for anyone wanting to learn to use this medium to create stunning works of art. All levels. Instructor: Krista Cameron

Make Your Pots Sizzle

A decorating frenzy! Finish your bisque fired pieces in this exciting workshop. Learn how to use a number of finishes to make your work sizzle such as majolica, wax resist glazing, and spray glaze on glaze techniques. Please bring previously completed and bisque-fired pieces for use in this course. Beginner/Intermediate. Instructor: Jennifer Gazley

Mugshot Pots

The perfect date, night out with friends, or a chance to meet new people! This new and exciting workshop has you pairing up with other students to mold your own faces! Once your molds are complete, learn how to use them to create your own mugs, planters, and a Greenman. The final class will conclude with glazing and finishing your projects. Mugshot Pots is intended for all levels. Instructor: Jennifer Gazley



J. McMahan

Painting Funky Pet Portraits

Join this adventure into speed-painting and create a large acrylic portrait of your pet. Explore a fast, inspiring approach to the creative process. Bold colors, energized brushstrokes, and a no-holds-barred approach are just the beginning to this fun and uplifting class. All levels. Instructor: Jesse McMahan

Plein Air: Paint Like Tom Thompson

Weather permitting, you will begin each day sketching and painting along the shores of the the St. Lawrence River in Brockville. Learn how to create small landscape sketches and paintings in an expressive style using loose brushstrokes, vivid colour and simplified shapes. An exciting passion for painting will be awakened within you. Acrylic or oil (no solvents) All levels. Instructor: Diane Godwin-Sheridan

Raku

Originating in Japan, the special firing process known as Raku results in coveted shiny luster to mat metallic finishes. Working over several weeks, this course takes participants through the entire creative process from producing their pieces and glazing on campus, to a full-day Raku firing workshop at Krista Cameron's Studio in Charleston Village. This course is recommended for intermediate to advanced potters. Space is limited. Instructor: Krista Cameron

Texture Techniques in Rug Hooking

Knowledge of the basic rug hooking technique is essential for this course. Students experiment with textures and alternate materials, different stitches and dimension, colour and dyeing to develop a small reference sampler and then a project of their own. Texture in this course does not refer to primitive rug hooking. Intermediate level. Instructor: Laura Boszormeny

Wheel Mastery: Perfecting Your Throwing Skills

This course is designed for potters of all levels interested in improving and perfecting their throwing ability. Learn invaluable tips and techniques through numerous instructor demonstrations and one to one support. Students will have the opportunity to complete class projects and/or independent work with instructor guidance. All levels. Instructor: Jennifer Gazley

Wheel Throwing for Beginners

Explore the fun of wheel throwing! This fun and lively workshop is intended for the absolute beginner. Learn the basics of wheel throwing through instructor demonstration and one to one support. Instructor: MiSun Kim-Hunter

MASTER CLASSES

Mixed Media

Layer-up in this mixed media Master Class! Add depth and rich texture to your work as you learn to incorporate acrylic paints, stamps, collage and various mediums into strong, cohesive pieces of art. Working in layers, learn to confidently apply mixed media techniques as you drip, pour, rip and paint your way through this exciting workshop. Designed for the intermediate to advanced artist, students explore fluid, soft-body, and heavy body acrylic paints, delve into metallics for magical highlights, and build subtle texture with acrylic mediums. Demonstrations, discussions, and supportive one-on-one attention help bring your work to new and exciting levels. This course is intended for the intermediate to advanced acrylic artist wishing to expand their skill. Instructor: Holly Dean



Holly was born into a creative and entrepreneurial family. She grew up in the rolling hills of Uxbridge, Ontario, where her lovely mother fed her creative imagination and her British father instilled in her his love of England. Even as a child,

Holly pursued her quest of melding past and present through creativity. She acquired her artistic knowledge and skills through an amalgam of life experience, workshops, exploration, study, practice and extensive research, and is, for the most part, self taught. Now Holly teaches art workshops and courses herself, in her Merrickville studio and on the road. Her friendly and nurturing teaching style encourages students to get in touch with their intuition and share in her joy of exploration and play in art. Holly's own art comes to life in layers of colour, texture and words. She finds inspiration in classical and fantasy literature, abbey ruins, ancient trees and nature in all her aspects. Her paintings are often abstract, with great depth and mystery.



H. Dean

The Budget Gourmet

In this weekly culinary series, participants are guided through meal preparation for families and entertaining with a focus on flavour AND cost. Led by a trained Chef, learn how to create easy, flavourful menus sure to please the pickiest eater. Pantry stocking tips and culinary basics are explored. Great for date-nights or an evening out with friends, this workshop will show you that gourmet cooking doesn't have to break the bank. Instructor: TBA

All-Level Courses

Course level is indicated in each description.

Specialties in Rug Hooking - Stained Glass

Over the years specialized rug hooking topics have been developed in both design and techniques. Examples are Oriental Rugs, Pictorials, and Impressionistic Flowers. In consultation with the course instructor, students research, design and execute a rug or wall hanging. The project reflects the theoretical knowledge gained in the previous courses in the program. The summer 2019 project is stained glass. Under the guidance of the instructor students develop their individual stained glass rug hooking project from start to finish. A basic knowledge of rug hooking is necessary. Instructor: Laura Boszormeny



MASTER CLASSES


Drawing Heads, Hands & Feet

Heads, hands and feet are often considered the most challenging parts of the human body to draw. In this intensive workshop you will learn all the necessary information and techniques required to draw any head, hands and feet beautifully and anatomically accurate. Combining lecture, one on one instruction, and live model, participants will learn how to incorporate drawing techniques and easy to remember measurements to capture any portrait in likeness as well as incorporate hands and feet into the composition to increase understanding of their anatomy and relation to the body as a whole. This course is intended for the intermediate to advanced artist.

Instructor: Gaetanne Lavoie



Gaetanne recently returned to Canada after living and creating in New York for over six years. A representational figure painter, Gaetanne received a BFA from York University in Toronto, an MFA from the Academy of Art University in San Francisco, and a second MFA (which she considers her personal PhD) from the New York Academy of Art in New York. In addition to her extensive exhibition experience, Gaetanne has taught drawing and painting to artists of all levels, and has worked on murals for cathedrals across the United States, painting the ceiling for the New York Public Library and sculpting the ceiling for Bergdorf Goodman in Manhattan. Gaetanne also has several publications to credit, the most recent from *Voyage MIA* magazine in Miami, FL. Her work can be found in several corporate and private collections.



G. Lavoie

Fiction Writing - How Stories Work

It's said every story goes wrong in act two, leaving most writers with piles of unfinished stories and half-baked ideas. But with a proper grasp of story structure, you can quickly turn an idea into a solid plot that is emotionally engaging and complete from beginning to end. If you struggle to finish manuscripts, this course will take you over the hump. Through a combination of discussion, games, and writing activities, you'll learn move smoothly from idea to outline, avoid sagging middles, and find the right ending for any story. Instructor: Glen C. Strathy



Glen earned an M.A. in English from the University of Western Ontario, and graduated from the Artist in Community Education program at Queen's University, Kingston. He is the author of the award-winning middle-grade novel, *Dancing on the Inside*, and co-author of two non-fiction books, including the 2007 bestseller *The Coming Economic Collapse*. His website offers tips and advice to emerging fiction writers and was named one of the 100 Best Websites for Writers for 2017 by Write Now. He belongs to the Professional Writers Association of Canada (PWAC) and the Society of Children's Book Writers and Illustrators (SCBWI).

Photography - Next Steps

In this Master Class, photographers gain insight into strong and creative composition, planning for different environments, and how to get the most from your camera and editing. Through examples and instructor discussion, participants learn how to push their abilities to develop their personal style. Opportunity for critique from an industry professional rounds out this workshop experience. Instructor: Bernard Clark



Since graduating in fine arts from St. Lawrence College in 1986, Bernard Clark has been a successful Commercial/Fine Art Photographer. His images have graced the covers of over 300 magazines in Canada, The United States and Mexico. Bernard specializes in capturing unique portraits of personalities from all walks of life, Entertainers, Heads of State, Corporate Leaders, Writers, Scientists, and Community leaders. His images have been featured on Billboards, National Print Campaigns, CD & Book Covers, Corporate Annual Reports, Business Display Banners and numerous other promotional products. Bernard has also continued to pursue personal fine art projects which he has shown in several solo and group exhibitions over the past 25 years.



N. Steele

Plein Air Painting

Intended for the experienced painter, this alla prima workshop concentrates on the general and specific techniques and colour palettes used by plein air enthusiasts challenged with quickly capturing the changing lights and shadows in outdoor scenes. Participants may elect to work in oils, acrylics or watercolour mediums. Painting in figures in scenes of village life is a focus. Other areas of interest are water/boats and rural/barns and fields.

The Wolfe Island Gallery is open for participants' daily use as a gathering and sharing/instructional space. Ferry travel is required to attend this workshop. Instructor: Nancy Steele



Faces, figures and landscapes are interwoven stories told by the marks brushed across a canvas. Nancy is a painter and silversmith. She graduated in Fine Arts from NSCAD, drama at Queen's University; continued studies at the Academy of Realist Art, Woodstock Art School, Agnes Etherington Art Centre and SSOA. Her jewellery pieces have been shown in Whitby's Station Gallery and Oshawa's McLaughlin Gallery and sold internationally. In 2016 she attended the invitational McMichael Gallery and Calvin/Millbrook Plein Air Paint Outs and received special recognition at the Kingston Paint the Town. She shows in the Blue Heron Gallery Wolfe Island.



Woodworking Studio


Woodworking Studio provides experienced woodworkers the opportunity to create their own wood furniture projects under the direction and support of a skilled Craftsman. Students will have 40 hours of studio time to plan and construct their design with their chosen materials. Finishing techniques are discussed to allow students to complete the final stages of their work in their home workshop. This course is designed for the intermediate to advanced woodworker. Instructor: Dale Laraby



Dale started his woodworking career in 1977 at the Gibbard's Furniture Shop Ltd. in Napanee, Ontario. He gained a wealth of skills and knowledge in his tenure there. In 1988 Dale branched out and started his own part-time woodworking business which grew steadily to the point where Dale turned his small business into a full-time venture. It continues to thrive today as Dale's focus continually shifts to produce superior products over the years. He produces long lasting quality products using only the best hardwoods such as cherry, mahogany, walnut, teak, oak and butternut. In 2009 Dale began teaching the Fine Woodworking courses at St. Lawrence College. He thoroughly enjoys teaching and sharing his knowledge with students that are eager to learn the art of woodworking.

Laura Boszormeny

Laura began teaching Rug Hooking for St. Lawrence College in 1977. She is an Ontario Hooking Craft Guild teacher as well as having taught the primary grades in Quebec and Ontario. In 1992, she earned her Fibre Arts Certificate in Traditional Rug Hooking from St. Lawrence College. Her work has appeared in Celebrations XVII in 2007 and Celebration's All-Time Favourite Hand-Hooked Rugs in 2010.



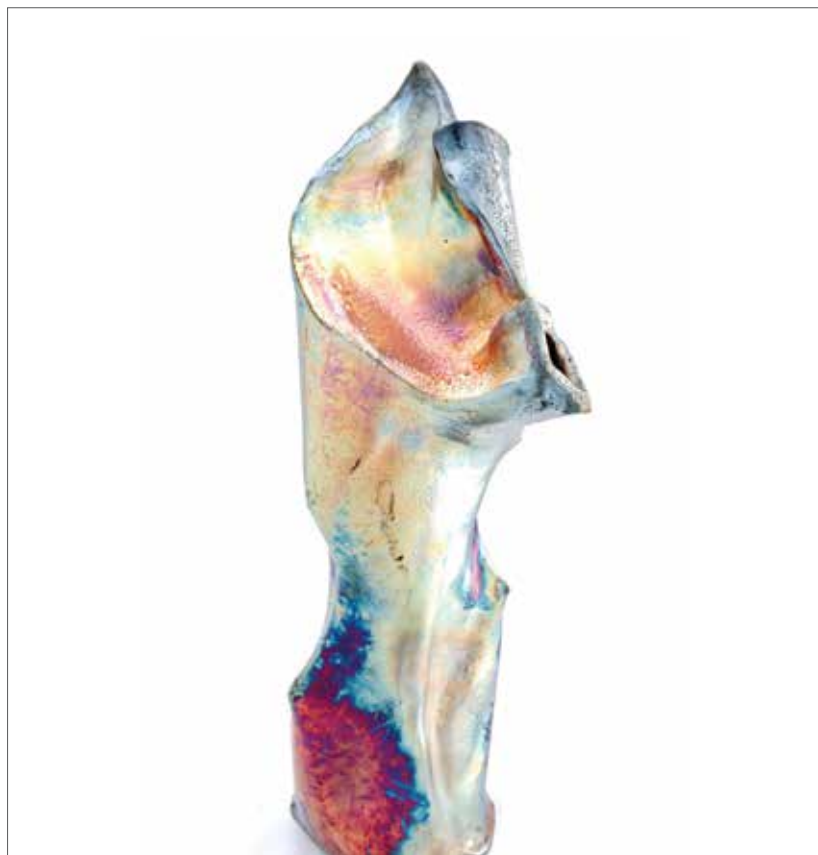
L. Boszormeny

Krista Cameron

Krista Cameron is a ceramics artist with over a decade of experience creating, making, and teaching pottery. She is drawn to create pottery that is unique and functional with ties to the natural world around us. Her deep love of pottery is rooted in the simplicity of the medium and the challenge that comes with developing strong structures from a clay that is so delicate in its natural form. Over the past seven years, Krista has built up a community of students through her teaching in the Athens and Brockville area. Teaching the methods, intricacies and theory of pottery brings her the most joy.



H. Dean



K. Cameron

Michael Fincher

Michael Fincher is a graduate from the Culinary Institute of America (C.I.A) and grew up on a farm in rural South Georgia. His culinary occupation ranging from farm to table includes 22 years of cooking experience in restaurants ranging from Florida, Alabama, Georgia, Charleston S.C., New York and Ontario. His love of studying science, nutrition and critical thinking help him teach others the skills of cooking while simultaneously helping him increase and hone his own skills. He has lived in the Brockville area for 14 years and teaches cooking classes at the PC Cooking School in the Brockville Superstore.

Jennifer Gazley

Jen Gazley received her Bachelor of Fine Arts Degree from the Nova Scotia College of Art and Design in 1997, graduating with a major in sculpture and ceramics and a minor in art history. Jen has previously taught in Ottawa and South Korea, where she had the opportunity to work in two Master's studios. This experience allowed her to refine the sgraffito technique so prominent in her work. Jen's style and techniques are far-reaching and eclectic, never resting in one area for very long. Jen now teaches regularly at St. Lawrence College, Brockville Campus.

Diane Godwin-Sheridan

Diane graduated in 1984 from the Ontario College of Art Design. She has been a Fine Arts Instructor at St. Lawrence College, 1000 Islands Summer School of the Arts since 1988. Diane also teaches arts courses throughout the year with St. Lawrence College's School of Continuing Education, as well as the full-time Visual & Creative Arts- Fine Arts program. Her work can be found in private, public and corporate collections in North America.



B. Clark

MiSun Kim-Hunter

MiSun was born and grew up in Korea. She took Pottery and Metal Arts at InDuk College. Her first major job was as an assistant director for Seoul Movie and Cinemoem production companies. Afterwards she worked as an illustrator at Angenara, an illustration company in Korea. She moved to Canada in 2003 and since then she has been developing her career as an artist. With many art exhibitions throughout Ontario MiSun spends her summers exhibiting her artwork.

Anna Krak-Kepka

For Anna's bio, please see her Master Class on page 6.

Jesse McMahon

A graduate of the Fine Arts program at St. Lawrence College, and known local artist in the Brockville and surrounding area. Jesse has been painting for close to 15 years, and has been teaching for close to 6 years. Jesse has hosted events such as Art Battle, and summer art camps. Jesse has been a member of the Brockville farmers market for 7 years, where she sells her artwork and eclectic handmade clothing and jewelry. As an artist, Jesse looks for inspiration everywhere, and expresses herself with bold colours and heavy brush strokes.

Nancy Steele

For Nancy's bio, please see her Master Class on page 5.



J. Gazley

Registration and General Information

1

Register online, by phone, or in person. Register early to reserve your seat and help avoid course cancellations.

ONLINE

www.stlawrencecollege.ca/summerarts

BY PHONE

If you leave a message after hours, we will return your call the next business day.

Mon-Fri, 8am-4pm

Toll Free: 1-866-276-6601

Brockville: 613-345-0660 ext. 3283

IN PERSON

Brockville

2288 Parkedale Avenue
K6V 5X3

Cornwall

2 St. Lawrence Drive
K6H 4Z1

Kingston

100 Portsmouth Avenue
K7L 5A6

2

Registering online or by phone? Have your credit card ready. Credit cards only accepted for online or phone purchases.

In person purchases: credit cards, debit cards, and cash accepted.

3

Once you have registered you will receive an email either confirming registration and payment, or indicating the next steps you need to follow to complete your registration. If you have any questions along the way, call or email us - we are happy to help.

4

Bookmark our website: stlawrencecollege.ca/summerarts, to quickly access more information on your course including supplies you may be required to bring to class or to register for another course.

Continuing Education Contacts

Email: oceregistration@sl.on.ca	Brockville Campus Shelley Hall	Cornwall Campus Melissa Longtin	Kingston Campus Debbie Baker	Coordinator Christina Chrysler
-------------------------------------------	------------------------------------------	-------------------------------------------	----------------------------------------	------------------------------------------

Refund/Withdrawal Policy

Full Refund

A full refund if the course is cancelled by the College.

Partial Refund

A refund less \$15 administrative fee if the withdrawal request is received in writing/email five (5) business days prior to the start date of the course.

Seniors' Fees

Seniors 65 years or older can take advantage of reduced fees for credit courses. Students must identify themselves as a senior when registering to receive a discount off the tuition portion of credit courses. Seniors' fees are not published.

Stay On Campus

Enjoy the convenience and comfort of staying on campus in St. Lawrence College residence. For information on summer accommodations at St. Lawrence College, please visit our website: www.stlawrencecollege.ca/conferenceservices

Please Note:

The information in this guide is accurate at the time of publishing. St. Lawrence College has the right to change, cancel, or modify any course or program including fees, timetables, instructors, or locations at any time. For the most current information, please visit our website: www.stlawrencecollege.ca/summerarts.