

Accessing
Your
T2202a



St. Lawrence
College

This manual contains pertinent information about accessing your T2202a through the new SLC.me Portal.

May 2018

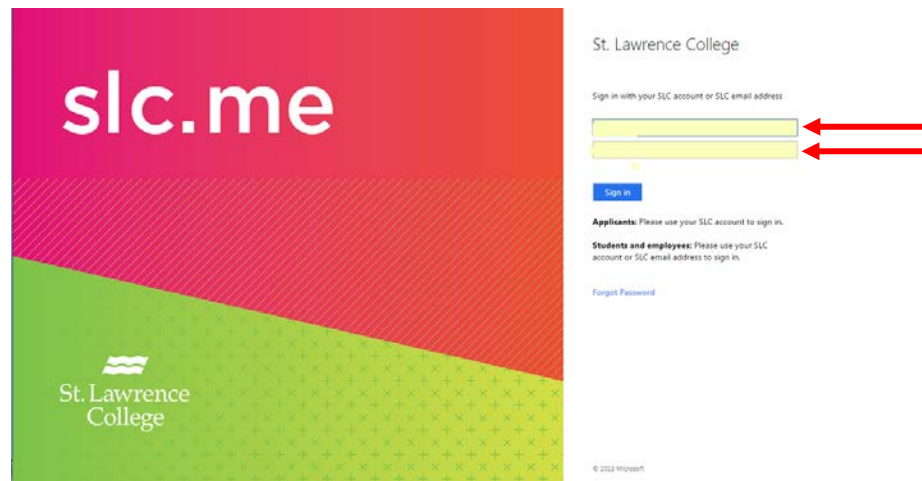
Accessing T2202a

About


As Students prepare to file tax returns each year, they will be asked for information about their tuition and book expenses. To facilitate this information demand, St. Lawrence College prepares and releases electronic **T2202a tax forms** each year for students to access through their Slc.me Student portal. T2202a tax forms are typically released to students near the end of February for the previous year.

How to Access

1. To access your T2202a, you will need to log in to Slc.me by going to [Http://slc.me/?](http://slc.me/?) You will be presented with the login screen. On the right hand side you will be asked for your **username** and **password**. Enter the information and click the **login** button




Once logged in, the Slc.me Student Portal Homepage will display similar to below.



Accessing T2202a

By clicking the **Fees** icon, you will be brought to your **Account Summary**.

Fees



go to ... >>

Account Inquiry			Electronic Payments/Purchases		
summary	activity	charges due	payments	t2202a	

Account Summary

What I Owe

You have no outstanding charges at this time.

This page will show any outstanding balances on the account, and has tabs for activity, charges due, payments, and T2202a. The **T2202a Tab** page will display asking for the tax year that is required.

The year can be selected by entering the year or by clicking the magnifying glass. Once the year is entered, the **preview/print your T2202a** button will become available. Before clicking the preview button, please ensure that your pop-up blocker is turned off. Enter the previous year (i.e. if it's now 2018, enter 2017 in this field) and click **Generate Tax Receipt**, this will then open another tab displaying the document required.

Account Inquiry			Electronic Payments/Purchases		
summary	activity	charges due	payments	t2202a	

T2202A Student Self Service Print and Display

Choose from one of your eligible Tax Year(s).

*Tax Year ←


Choose your Preferred Language for T2202A Receipt

English
 Canadian French

GENERATE TAX RECEIPT

Instructions:

1. Make sure to unblock pop up from your browser. Click below if you need instructions to unblock pop up for the browser.
2. You must have an adobe reader installed on system in order to view your tax receipt. Click below if you wish to download one for your system.



UNBLOCK POP UP