

How to
pay fees
on Slc.me



St. Lawrence
College

This manual contains pertinent
information about paying fees on
your Slc.me account

June, 2017

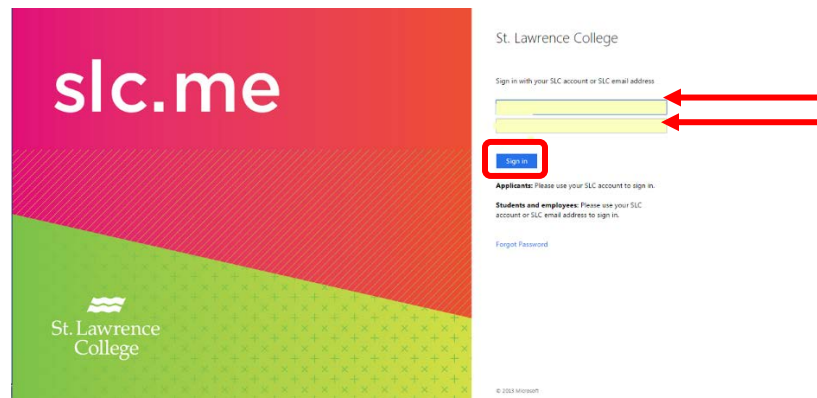
Paying fees on Slc.me

About


As fees come due and students and parents are looking for alternative payment methods, many may choose **Online Payments**. To make online payments, students will need to access their Slc.me account.

How to make a payment through Slc.me

1. Login to **Slc.me** by going to <http://slc.me>. You will be presented with a login screen. In the middle of the page is where students will be asked for their **username** and **password**.



1. Click on the **Fees** icon



2. This will load the students **Account Inquiry** page. This page will include a brief overview of outstanding balances, displaying the amount due now and at future dates, as well as displaying a breakdown of how much of the balance is attributed to each term. Below is a button to **Make a Payment**.

go to ...

Account Inquiry | Electronic Payments/Purchases

summary || activity || charges due || payments || t2202a

Account Summary

You owe **For the breakdown, access [Charges Due](#)**

- Due Now
- Future Due

Term	Outstanding Charges & Deposits	Total Due
Fall 2016		
Winter 2017		
Total		

Currency used is Canadian Dollar.

MAKE A PAYMENT

Paying fees on Slc.me

- The **Specify Payment Amount** page will load, asking how much you would like to pay at this time. Please enter the amount at the right side of the upcoming term. You are able to enter an amount greater than the term outstanding balance, the extra amount will be applied to the next term. If you would like to pay all outstanding charges, click the **Pay all Charges** button. If you would like to clear all amounts, click the **Zero out Amounts** button. Once you have entered the total amount you would like to pay, click the **next** button.

go to ... ▾

Account Inquiry Electronic Payments/Purchases

Make a Payment

Specify Payment Amount

Enter the amount of your payment and select the "NEXT" button to continue; otherwise, select CANCEL to terminate the payment process.

Listed below by term are the charges you may pay online. NOTE: Your payment will be posted to the appropriate charges based on the college payment priority rules and not necessarily for the term that you placed the payment amount for. Your payment will consist of the TOTAL of the "Payment Amount" entered on this page.

What I Owe			
Description	Term	Outstanding Charges	Payment Amount
St. Lawrence College	Fall 2016		<input type="text"/>
St. Lawrence College	Winter 2017		<input type="text"/>
Total			

Currency used is Canadian Dollar.

- The **Confirm Payment** screen will then load. This screen will provide information about the card types that can be used, and allows you to confirm the amount entered on the previous screen. If the amount is incorrect, click the **previous** button. When you are ready to continue with the payment, click the **Continue to make payment** button.

go to ... ▾

Account Inquiry Electronic Payments/Purchases

Make a Payment

Confirm Payment

Online payments can be made using VISA, MASTERCARD or AMERICAN EXPRESS credit cards, VISA DEBIT card or INTERAC ONLINE card. You must select the "CONTINUE TO MAKE PAYMENT" button to be directed to Chase Paymentech Secure Website where you'll be asked to enter your credit card information.

Select the CANCEL or PREVIOUS button below if you choose to terminate the payment transaction or change the amount of the payment.

i Your payment of _____ CAD will be collected through our secure third party payment provider.

[Privacy Policy](#) [Browser Requirements](#)

Paying fees on Slc.me

- This will then open the St. Lawrence College Payment Page. Here you will be asked for your card or bank information. It is important to include a working email address as you will receive a confirmation email. Once your information has been entered, click the **Pay with Credit Card** or **Pay from Your Bank Account** depending on which you would like to use.

St. Lawrence College Payment Page

Review Your Order

Payment to be applied to student account:

YOUR EMAIL WILL ONLY BE SENT IF PAYMENT AUTHORIZED

Total Amount: CAD

[« Return to St. Lawrence College Payment Page](#)

Pay With Your Credit Card

Cardholder Name

Credit Card Number



Expiry Date(MMY)

Security Code

CVV2 is the Visa term for the 3-digit security code on the back of the credit card (Visa and MasterCard). For American Express, it is 4-digits and located on the front.



Email

A confirmation email will be sent to this address.

Pay With Your Credit Card

Pay From Your Bank Account



Pay directly from your bank account using the INTERAC Online service.

Email

A confirmation email will be sent to this address.

Pay From Your Bank Account

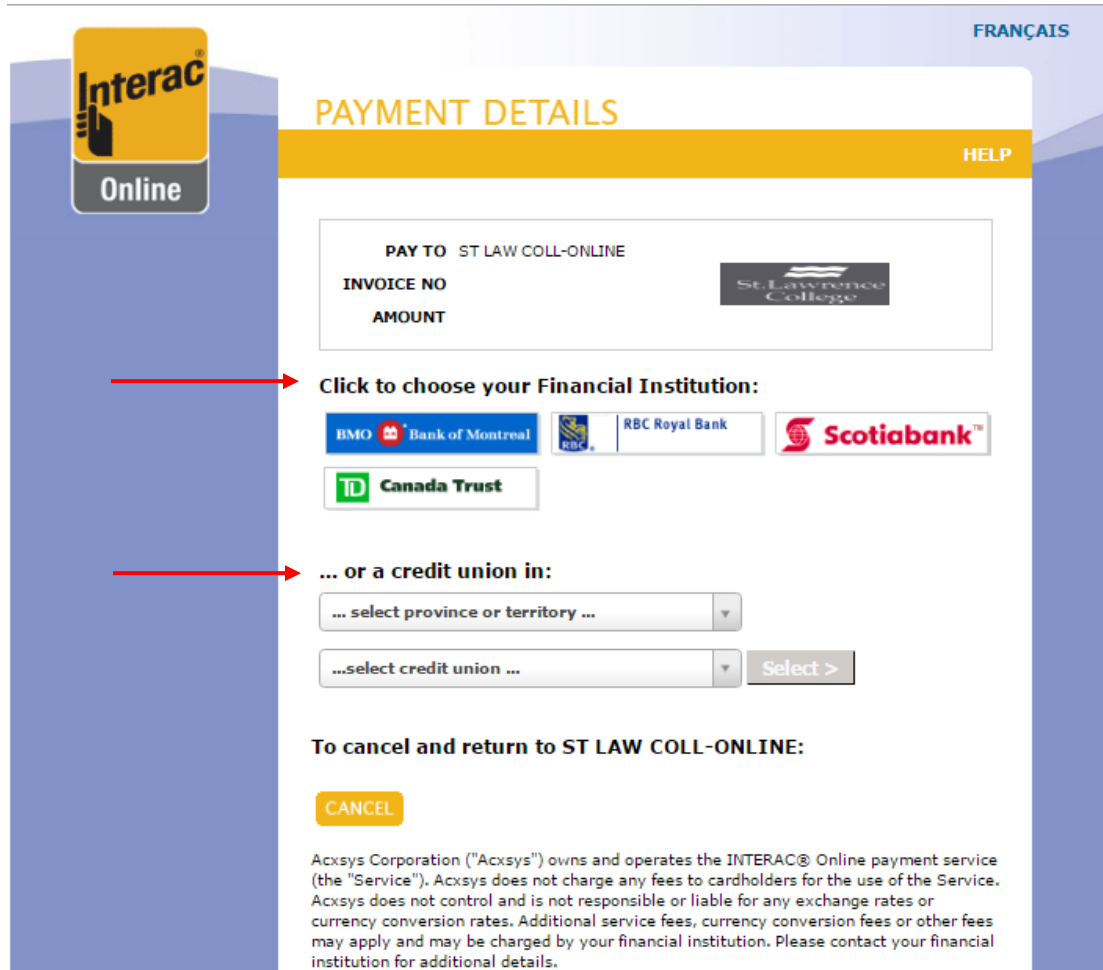
The Interac Online service is a new payment option that allows you to pay for goods and services on the Internet directly from your bank account. [Learn More](#)

When Paying from your Bank Account

When paying from a bank account, after pressing the Pay from Bank Account button, you will be taken to the following screen where you will be asked to choose your banking institution from those listed, or using the drop down menus select the province and credit union of choice. Once you have selected your institution, you will be brought to the log in screen for that

Paying fees on Slc.me

institution and will need to follow the instructions provided. A confirmation number for the payment will be provided by your banking institution.



FRANÇAIS

Interac
Online


PAYMENT DETAILS

HELP




PAY TO ST LAW COLL-ONLINE


INVOICE NO

AMOUNT



Click to choose your Financial Institution:



... or a credit union in:

... select province or territory ...

...select credit union ... **Select >**

To cancel and return to ST LAW COLL-ONLINE:

CANCEL

Acxsys Corporation ("Acxsys") owns and operates the INTERAC® Online payment service (the "Service"). Acxsys does not charge any fees to cardholders for the use of the Service. Acxsys does not control and is not responsible or liable for any exchange rates or currency conversion rates. Additional service fees, currency conversion fees or other fees may apply and may be charged by your financial institution. Please contact your financial institution for additional details.