

**Free  
Online  
Training**



**St. Lawrence  
College**

---

This manual contains pertinent information about accessing Free Online Training at [Lynda.com](http://Lynda.com).

May 2018


## Free Online Training

### About

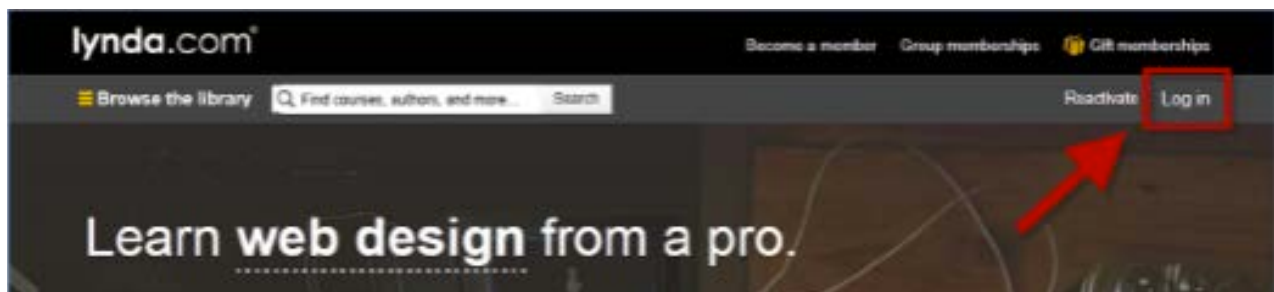
Available through slc.me, students have access to *free online training* at lynda.com. Here, students will gain access to a vast video library of courses made up of high-quality tutorials taught by recognized professionals. The courses cover a range of topics related to business, software, technology, creative skills, personal skills, and more.

### How to Login

To access your *free* subscription to lynda.com, please click on the **lynda.com** button on the homepage of your slc.me student portal or go directly to <http://www.lynda.com>.

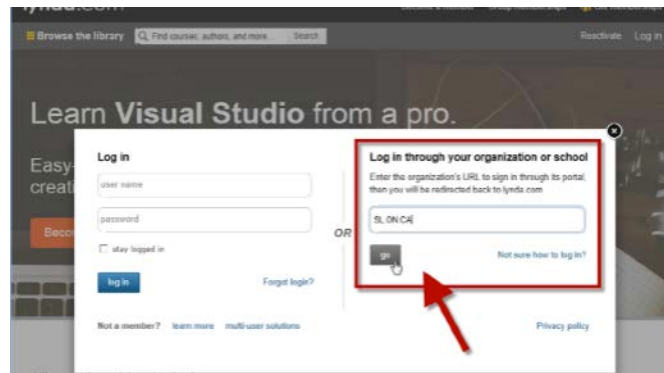


Click **Log In** in the top right corner.

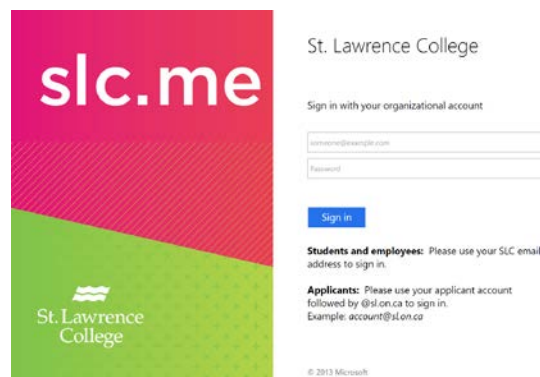


## Free Online Training

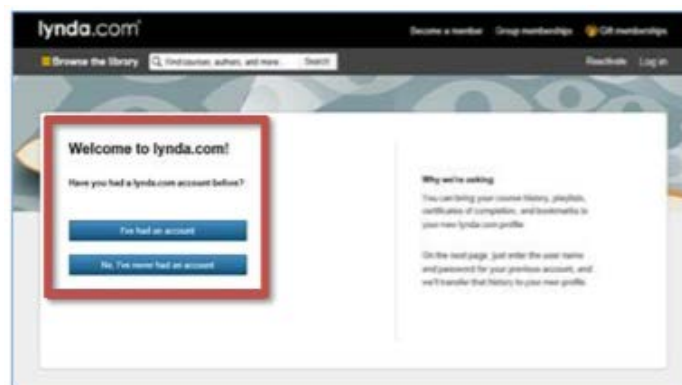
In the **Log in through your organization or school** area, enter the SLC domain info:  
**SL.ON.CA** and click **go**.



This will load a log in screen for St. Lawrence College. You will need to enter your student email address and password.



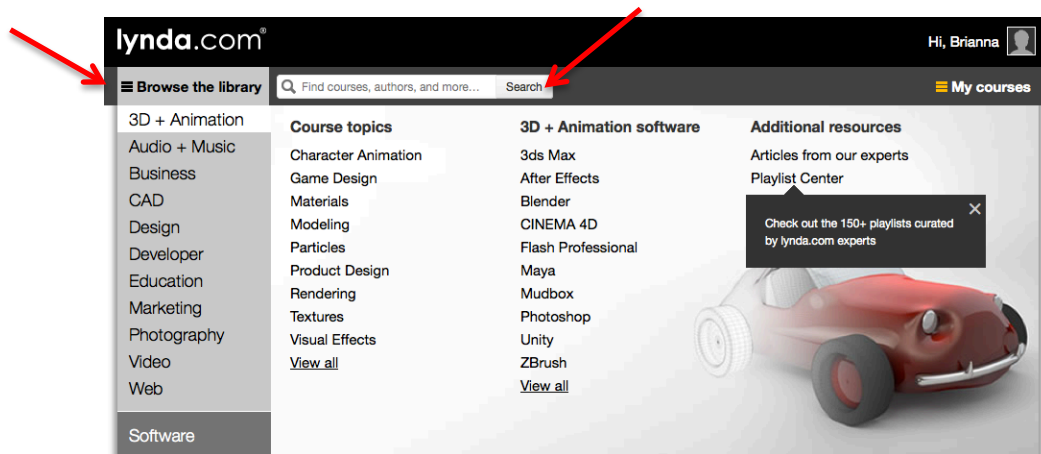
First time users should select **No, I've never had an account.**  
Returning users should select **I've had an account.**



## Free Online Training

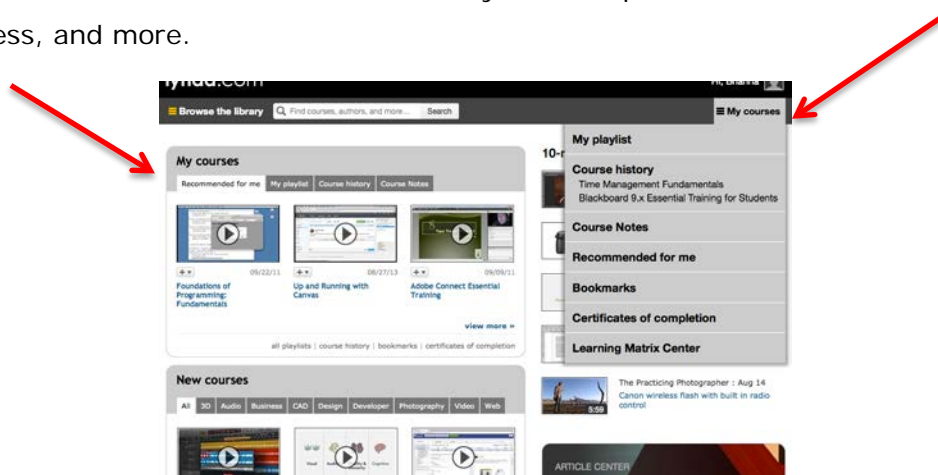
### Navigating Lynda.com Find Courses

To find courses, **Browse the library** by category or **Search** for courses and authors by entering key words into the search bar.



### My Courses

Use the **My Courses** menu to save course playlists, bookmark chapters, review course history & notes, find courses recommended for you, view/print certificates of completion, track progress, and more.



**My Playlist:** Create playlists to save and organize courses and review playlists created by lynda.com experts

**Course history:** Review a list of courses you have completed and track your progress in courses you have started

**Course notes:** Take notes during courses and review them here

**Recommended for me:** Browse a library of courses recommended for you

## Free Online Training

---

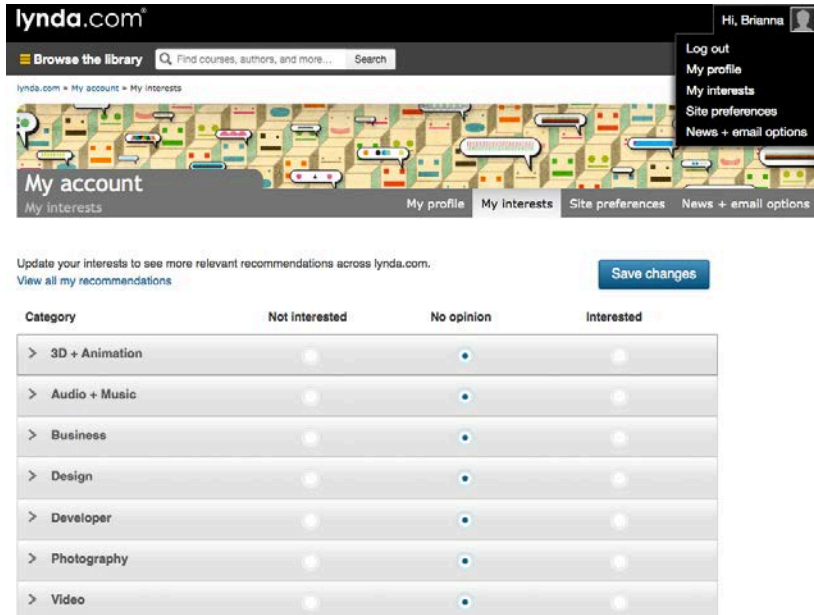
**Bookmarks:** Bookmark specific chapters in courses you watch and find them here

**Certificates of completion:** View, print, and share certificates of completion for courses you have completed

**Learning Matrix Center:** Track your progress and discover new courses by reviewing a list of courses in each category filtered by skill level and your watch history

### My Account

To update your account details and preferences, click on your name and picture in the top right corner and explore the tabs: **My profile**, **My interests**, **Site preferences**, and **News + email options**



lynda.com

Browse the library Find courses, authors, and more... Search

lynda.com = My account = My interests

Hi, Brianna

- Log out
- My profile
- My interests
- Site preferences
- News + email options

My account

My interests My profile My interests Site preferences News + email options

Update your interests to see more relevant recommendations across lynda.com.  
View all my recommendations

Save changes

Category	Not interested	No opinion	Interested
> 3D + Animation	<input type="radio"/>	<input checked="" type="radio"/>	<input type="radio"/>
> Audio + Music	<input type="radio"/>	<input checked="" type="radio"/>	<input type="radio"/>
> Business	<input type="radio"/>	<input checked="" type="radio"/>	<input type="radio"/>
> Design	<input type="radio"/>	<input checked="" type="radio"/>	<input type="radio"/>
> Developer	<input type="radio"/>	<input checked="" type="radio"/>	<input type="radio"/>
> Photography	<input type="radio"/>	<input checked="" type="radio"/>	<input type="radio"/>
> Video	<input type="radio"/>	<input checked="" type="radio"/>	<input type="radio"/>

**My Profile:** Edit or add your contact information. **Please note:** some of this information is provided by the college and cannot be changed, such as your full name and email address.

**My Interests:** To get relevant recommendations that are related to your interests, update your interests by rating each category as *not interested*, *no opinion*, or *interested*. Click **save changes** when complete.

**Site Preferences:** Update your player preferences.

**News + Email Options:** Sign up for email subscriptions to receive newsletters and special subscriptions, etc.