

Free
Online
Training
(Alternate
Access)



St. Lawrence
College

This manual contains pertinent
information about accessing Free
Online Training at Lynda.com.

May 2018

Free Online Training

About

Available through slc.me, students have access to *free online training* at lynda.com. Here, students will gain access to a vast video library of courses made up of high-quality tutorials taught by recognized professionals. The courses cover a range of topics related to business, software, technology, creative skills, personal skills, and more.

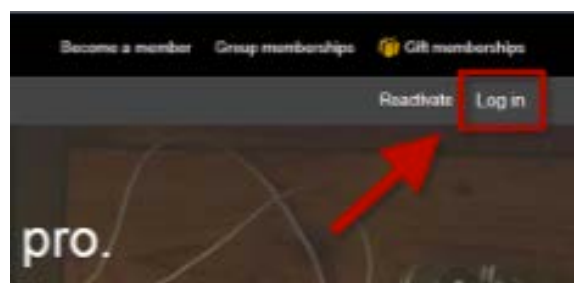
How to Login

To access your *free* subscription to lynda.com, Please enter www.Lynda.com in to the address bar of the browser of your choice. The following is an example of the Lynda.com homepage.

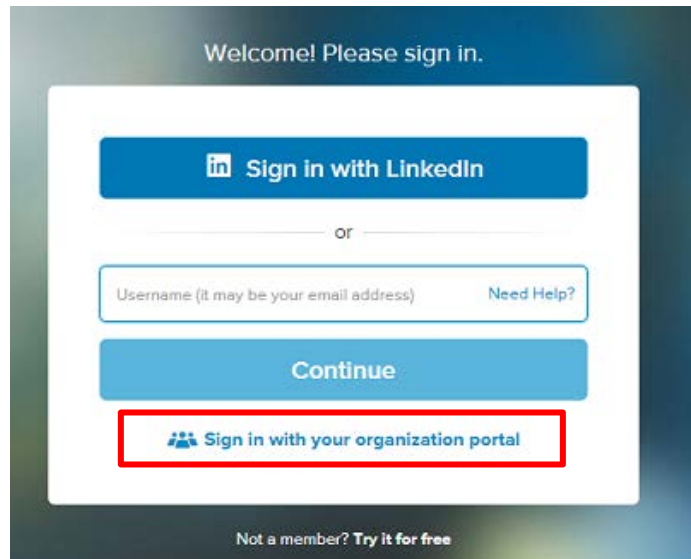


The screenshot shows the Lynda.com homepage. At the top, there is a navigation bar with the Lynda.com logo, a search bar, and links for "Become a member", "Business", "Academic", and "Government". Below the navigation bar, there are several sections: "New courses" with a grid of course thumbnails, "10-minute tips" with a list of short videos, and an "ARTICLE CENTER" section featuring an article titled "The Secret to Writing a Memorable Speech".

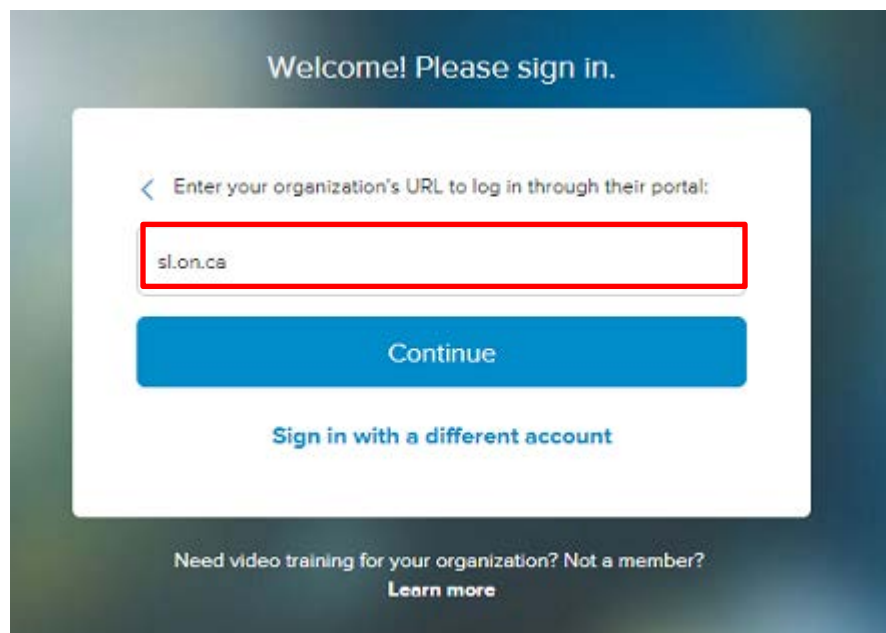
Click **Log In** in the top right corner.



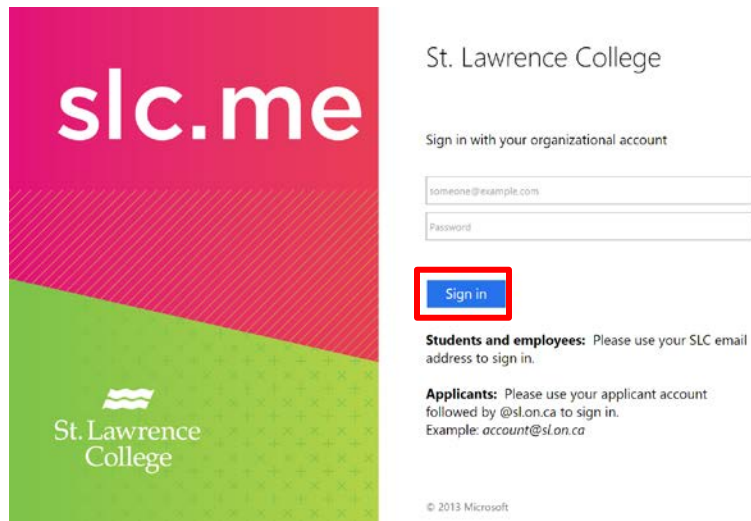
On the log in screen that opens, please click Sign in with **Organizational portal**.



This will then load a request for Organizational url. Please enter **SI.on.ca**

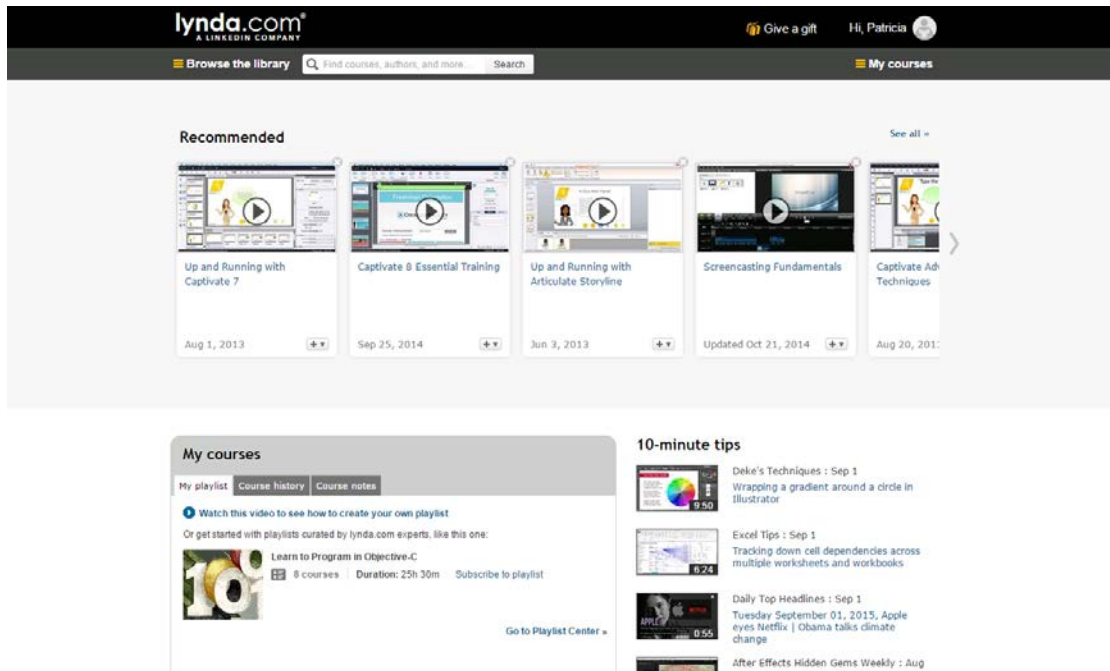


This will load to another sign in screen. When prompted to **Sign in with your organizational account**, enter your student email address and password. Then click **Sign in**.



The image shows the sign-in page for slc.me. On the left is a large graphic with 'slc.me' in white on a red background and the St. Lawrence College logo on a green background. On the right, the text 'St. Lawrence College' is at the top. Below it is the instruction 'Sign in with your organizational account'. There are two input fields: one for an email address (containing 'someone@example.com') and one for a password. A blue 'Sign in' button is highlighted with a red box. Below the button, there are instructions for 'Students and employees' (to use their SLC email address) and 'Applicants' (to use their applicant account followed by '@sl.on.ca'). A copyright notice '© 2013 Microsoft' is at the bottom.

Once you have clicked sign in, you will be brought to your home page.



The image shows a user's dashboard on Lynda.com. At the top is the Lynda.com logo and navigation links like 'Browse the library' and 'My courses'. A search bar is also present. The main content area features a 'Recommended' section with five video thumbnails and their titles: 'Up and Running with Captivate 7', 'Captivate 9 Essential Training', 'Up and Running with Articulate Storyline', 'Screencasting Fundamentals', and 'Captivate Ad Techniques'. Below this is a 'My courses' section with tabs for 'My playlist', 'Course history', and 'Course notes'. It includes a video thumbnail for 'Learn to Program in Objective-C' and a 'Go to Playlist Center' link. To the right is a '10-minute tips' section with several small video thumbnails and titles like 'Dela's Techniques : Sep 1', 'Excel Tips : Sep 1', 'Daily Top Headlines : Sep 1', and 'After Effects Hidden Gems Weekly : Aug 1'.